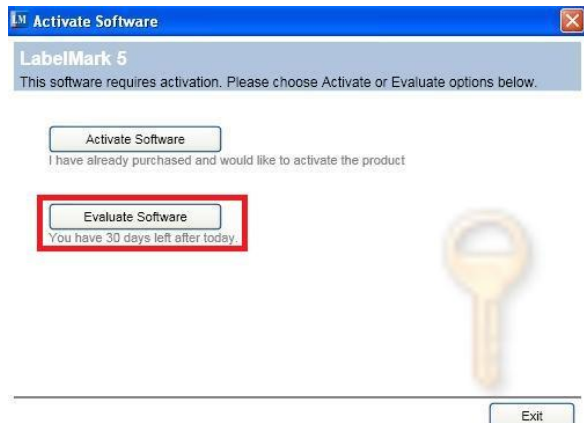


## LabelMark 5 Transfer License

If you need to move LabelMark 5 from one PC to another, you can easily transfer the license (since a license can only be used on one PC at a time).

To transfer a License from one PC to another:

1. Do a new install of LabelMark 5 on the new PC. Until it is activated, it is treated as a demo version of the software.



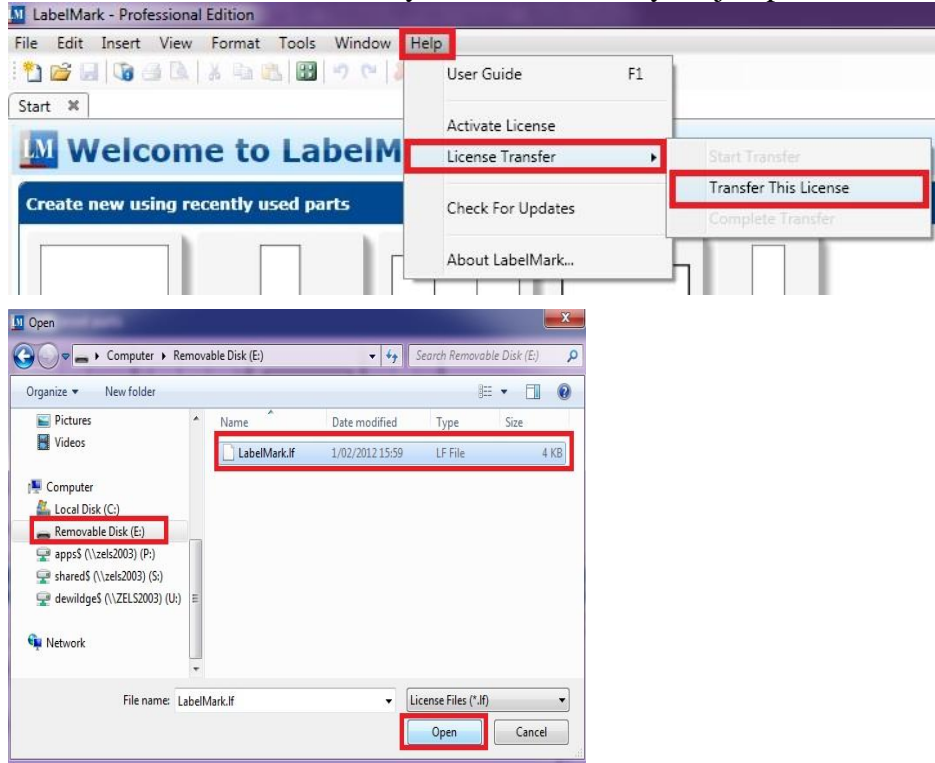
2. Open the demo version of Labelmark 5 by clicking Evaluate and click on Help / License Transfer / Start Transfer.



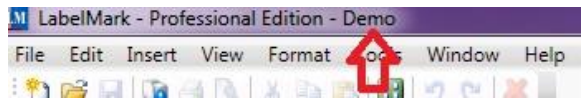
3. Name this file and save it on a flash /jump drive or a shared network drive so that you can take this file to the PC that has the original installation of LabelMark 5.



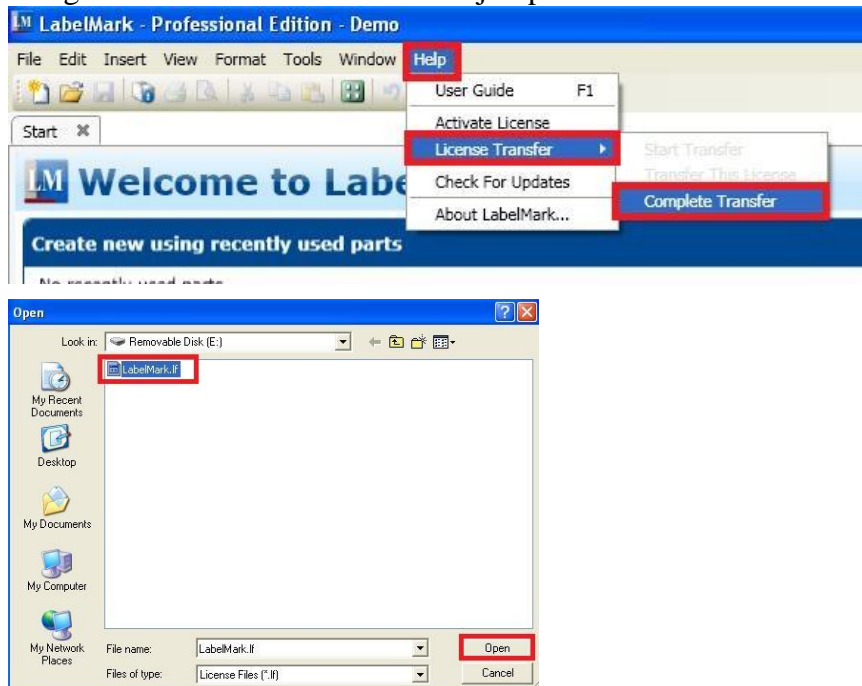
4. On the PC with the original LabelMark install, open the program, click on Help / License / Transfer This License and select the file that you have saved on your jump drive.



5. This old LabelMark install will be converted to a demo version.



6. Take the jump drive back to the new install and click on Help / License Transfer / Complete Transfer and navigate to and select the file on the jump drive.



7. Your license has now been transferred to the new installation.